



* UNLOCK *

Holiday Joy



W3-O WONDERLAND

This season is all about creating fun memories. Make your holiday gatherings a little merrier with our mini DIY crafts. Do it yourself, or with the kids. They'll love it as much as you do, and your home will look jolly too. Now, that's the magic of a sweet, sweet Christmas.

LET THE FUN BEGIN!



INSTRUCTIONS:




Print on A4 paper.
Score along the scoring lines.




Cut along the cutting lines.




Assemble the base
(Santa, Mountains & Cloud).




Assemble the green keyhole
frame. Place base parts into the
frame and seal the backing.



All done!



--- FOLDING LINE ● GLUE HERE
— CUTTING LINE ● GLUE FRONT & BACK



BACKGROUND ▼



BASE ▲



CLOUD ▲

CLOUD


MOUNTAINS

SANTA

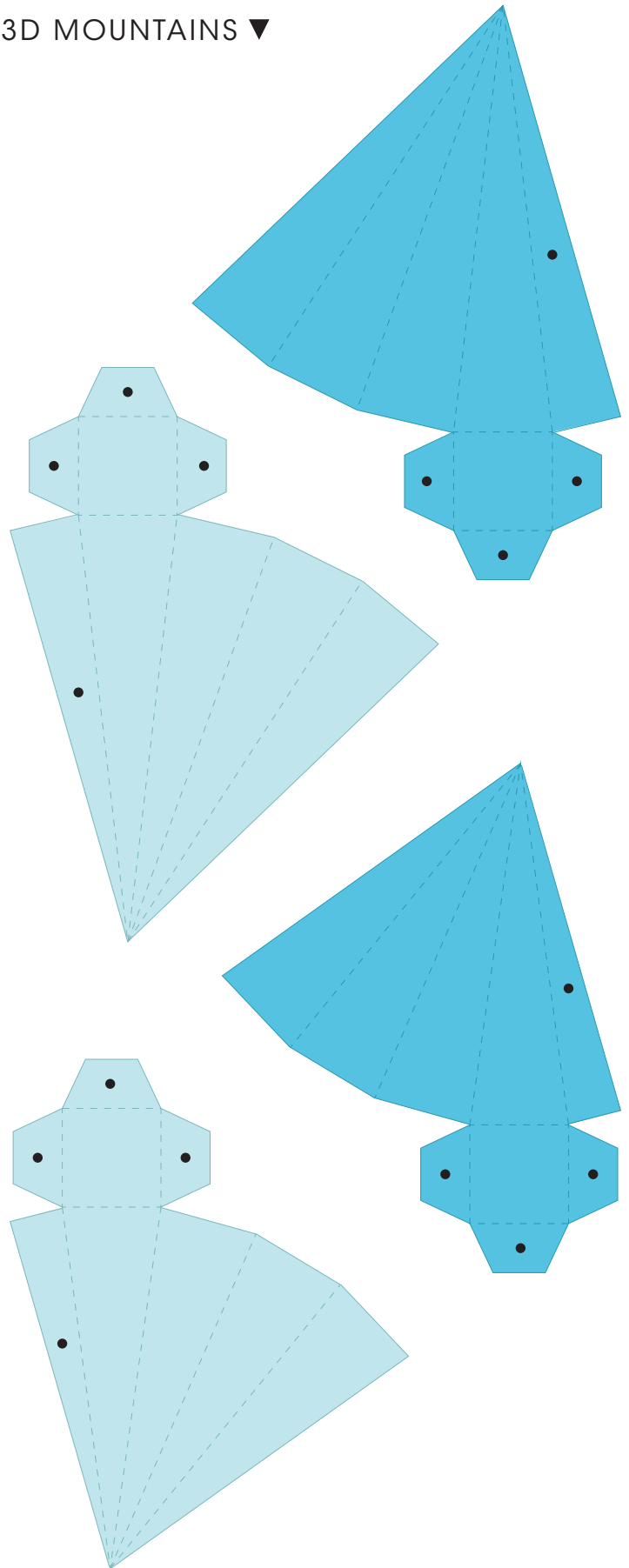
- FOLDING LINE
- CUTTING LINE
- GLUE HERE
- ⦿ GLUE FRONT & BACK



SANTA ▼



3D MOUNTAINS ▼



MOUNTAINS ▼



- - - FOLDING LINE ● GLUE HERE
 ——— CUTTING LINE ●● GLUE FRONT & BACK